







# Simplified Diagram of Model T Ignition Components v2.0

By Mitch Taylor

**Note:** Colours for the timing wires changed for the 1926-27 models; these included coloured tracers. This diagram shows the correct colours up to 1925.

-  SPARK (WIRES)
-  TIMING (WIRES)
-  GROUND (BODY)
-  GROUND (WIRES)
-  POSITIVE (BATT)
-  COILS (POSITIVE)

